

Swiss - business data statistics

A country committed to trade

Its long and distinguished tradition as a trading nation, industrial experience and concern for quality have made Switzerland one of the International champions of free trade. Education, infrastructure, services, etc. are the trump cards which the country has played to lay the foundation for sustainable development based on the principle of give and take and on friendly relations with all its trading partners.

Singapore, Hong Kong, Belgium and Switzerland are the four countries with the highest per capita exports. Half of Switzerland's total income is earned abroad. There are of course good reasons for this competitive edge:

- o Switzerland enjoys a central position in Europe
- o The Swiss speak a number of languages (German, French, Italian and Romansch are the national languages while English is the language of International business)
- o Vocational training in Switzerland is among the best in the world
- o The very high quality of Swiss products is legendary
- o Switzerland is a stable country, with good labour relations (very few strikes)
- o The Swiss work long hours and efficiently
- o Switzerland's infrastructure (transport systems, communications, etc.) is first class
- o Switzerland has first-rate services (banks, insurance companies, etc.)
- o Switzerland makes intelligent use of the International division of labour
- o Swiss research is world class
- o And Switzerland is a neutral country, playing host to many International organizations

Given this background, Swiss successes in exporting are hardly surprising. 1999 was a record year, with exports of goods amounting to 114 billion Swiss francs, 4.9% up on 1998, and imports worth 113 billion francs, an increase of 6.1 % on the previous year. To this must be added a surplus of 15 billion francs earned from trade in services.

Contact for more information:



**Polsko-Szwajcarska Izba Przemysłu i Handlu
Polnisch-Schweizerische Industrie- und Handelskammer**

ul. Szpitalna 6 lok. 11, 00-031 Warszawa
tel. 022/827 76 21, 827 76 22
fax 022/827 76 23

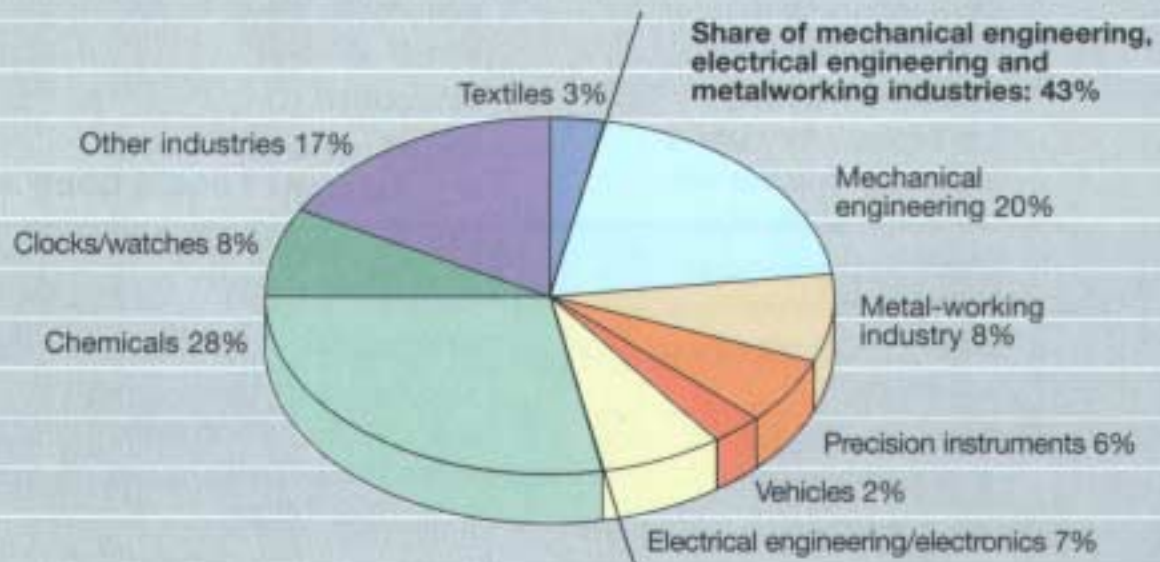
www.psiph.pl
e-mail: psiph@psiph.pl



- ❑ **Total Swiss goods exports in 1999**
- ❑ **Number of patents per 100 000 inhabitants**
- ❑ **Expenditure of the Swiss private sector on research and development, 1996**
- ❑ **Major export countries for goods per capita, 1999**
- ❑ **Goods exports in 1999**
- ❑ **Goods exported by the mechanical engineering, electrical engineering and metal-working industries in 1999**
- ❑ **Switzerland's ranking as a research centre by area of research**
- ❑ **Foreign trade in chemicals in 1999**
- ❑ **Swiss clocks and watches exported in 1999 by continent**
- ❑ **Food exports in 1999**
- ❑ **Export of printed matter in 1999**
- ❑ **Swiss construction in 1999: CHF 2440 billion**
- ❑ **Major export countries for services per capita, 1999**
- ❑ **Total IT market structure in Switzerland**
- ❑ **Overnight stays in hotels, spas and other accommodation**


Total Swiss goods exports in 1999

(Sector percentages)



Source: Federal General Directorate of Customs, Berne

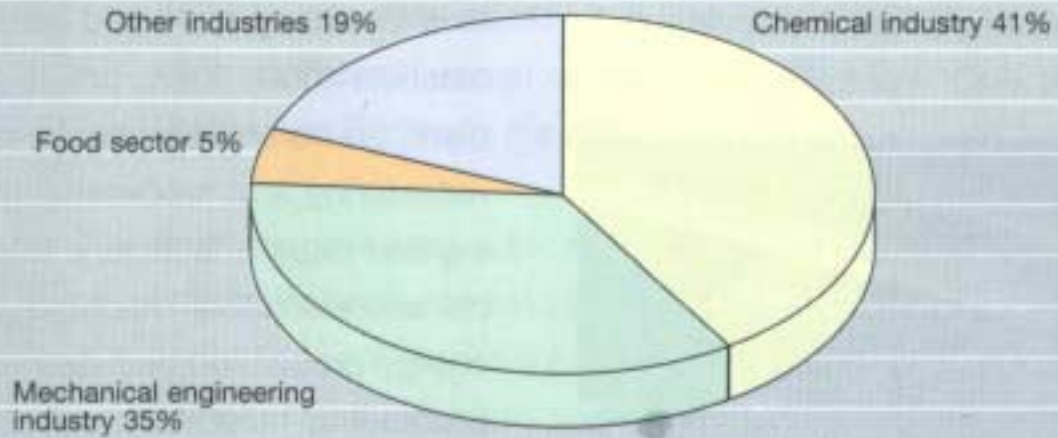
Number of patents per 100 000 inhabitants



Source: IMD Lausanne, 5/2000

**Expenditure of the Swiss private sector
on research and development, 1996**

(Sector percentages)




Total CHF 7.770 bn

Source: Varort Zürich

Major export countries for goods
per capita, 1999 in US\$

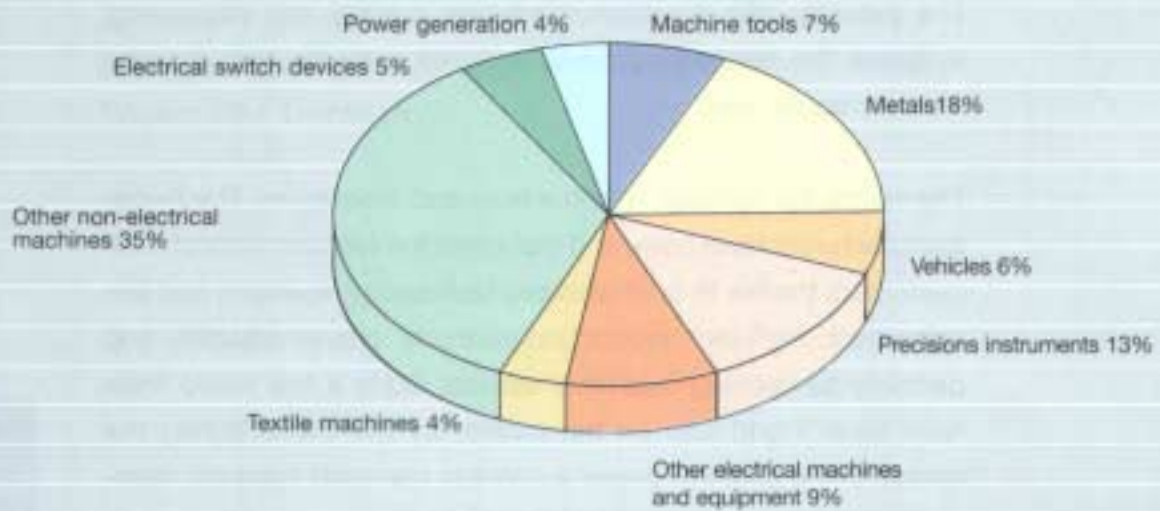


Source: OSEC Lausanne



**Goods exported by the mechanical engineering, electrical engineering
and metal-working industries in 1999**

(percentages of product areas)



Source: Federal General Directorate of Customs, Berne

**Switzerland's ranking
as a research centre by area of research**

	Place 1	Place 2	Place 3
Astrophysics	USA	CH	Netherlands
Biochemistry	USA	CH	Sweden
Chemistry	USA	CH	Israel
Immunology	CH	USA	Belgium
IT	Israel	USA	CH
Microbiology	USA	CH	UK
Molecular biology	CH	USA	Germany
Neurosciences	Sweden	USA	CH
Pharmacology	CH	New Zealand	Belgium
Physics	CH	Denmark	USA

Source: «Science».

Result of numerous surveys published in trade press between 1981 and 1994

Foreign trade in chemicals in 1999

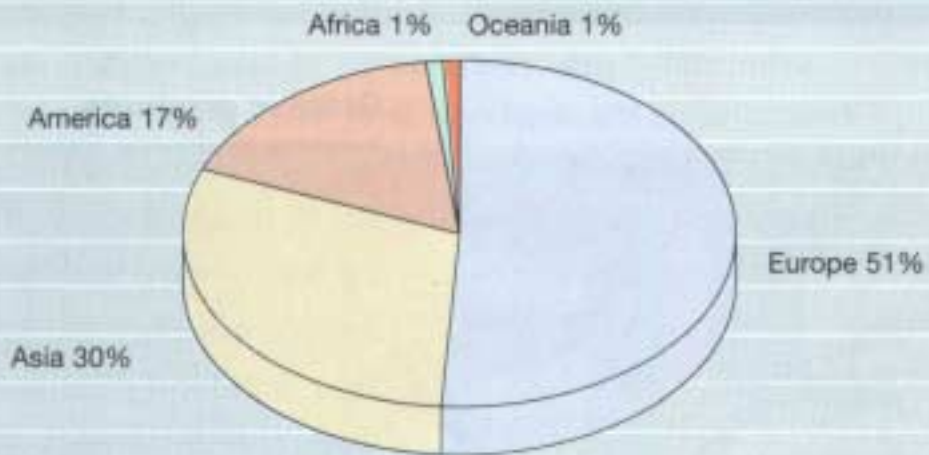
in CHF 1000

Chemical raw materials, primary materials and bulk plastics	5 208 452.6
Pharmaceutical products, vitamins, diagnostics (incl. active ingredients)	21 107 242.6
Agrochemicals	1 469 376.2
Dyes, pigments, varnishes	2 351 081.9
Flavours and fragrances	1 800 675.9
Other products incl. construction chemicals	2 053 962.3
Total	33 990 791.5

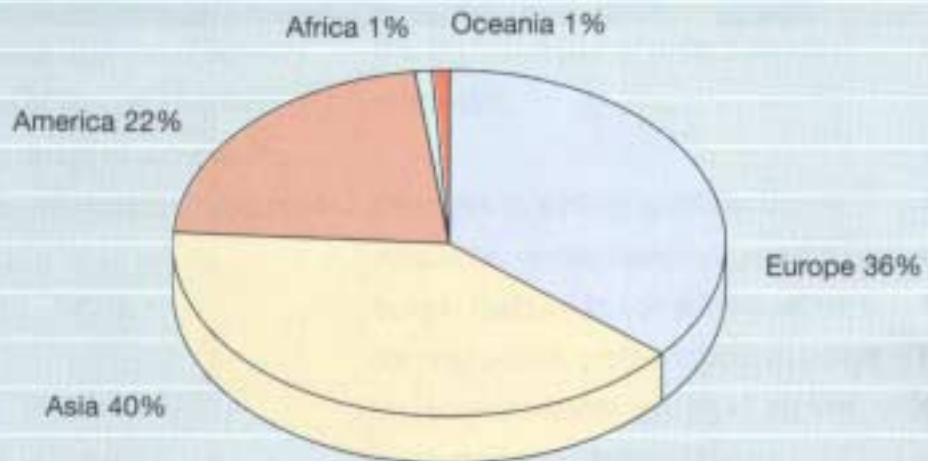
Source: Swiss Society of Chemical Industries, Zurich

Swiss clocks and watches exported in 1999 by continent

Unit share in %



Value share in %



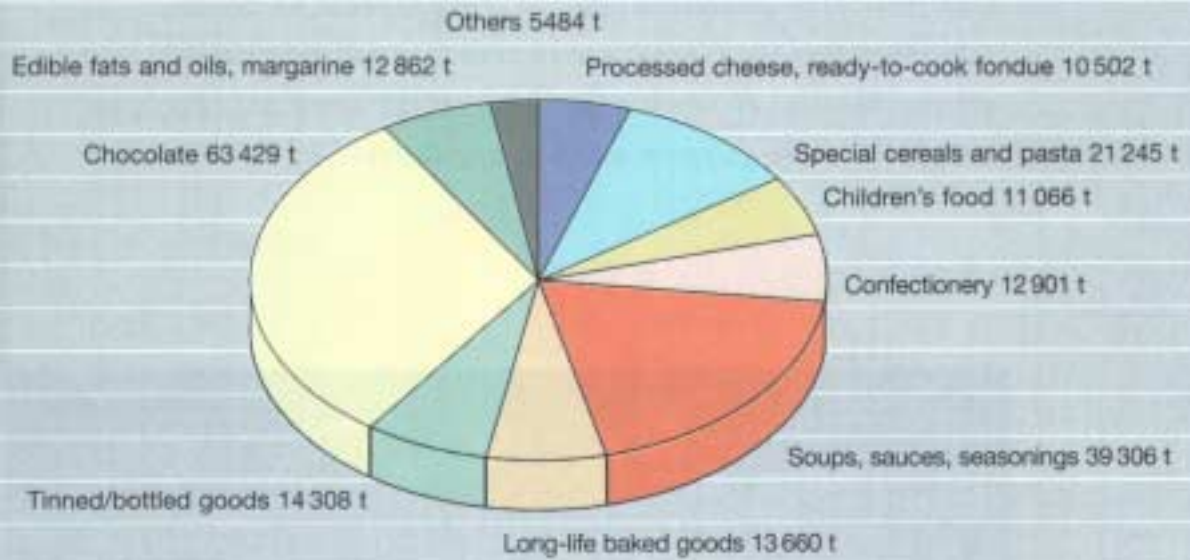
Production of manufactured watches in 1999:

total of 33 million units with a value of CHF 8.9 bn

Source: Federation of the Swiss Watch Industry, Bienne

Food exports in 1998

Total 204 763 t



Source: Federation of Swiss Food Industries, Berne

Exports of printed matter in 1998

Breakdown by country and products

	Single and multicoloured printed matter	Books and brochures	Newspapers and magazines	Other printed matter
<i>in CHF millions</i>				
Germany	138.495	91.926	33.977	22.043
Austria	18.780	15.035	3.110	10.449
France	53.504	24.580	15.151	5.294
UK	33.526	9.173	1.407	1.791
Italy	9.479	4.853	15.052	1.167
Japan	4.581	3.892	0.145	0.374
USA	33.878	11.144	1.196	4.556
Rest of world	94.041	31.202	19.576	22.499
Total	386.284	191.805	89.614	68.173

Source: Swiss Association for Visual Communication.

Calculations based on publications of the Federal General Directorate of Customs, Bern.

Swiss construction in 1999: CHF 2440 billion

Transport:

327 bn, 13%

Roads

- National roads
- Cantonal roads
- Municipal roads
- Other roads

Railways

- Swiss Federal Railways
- Other railways

Other transport

- Telecommunications
- Airlines/ships
- Other

Utilities and disposal:

326 bn, 13%

- Water
- Water disposal
- Gas
- Electricity
- Other

Commercial construction:

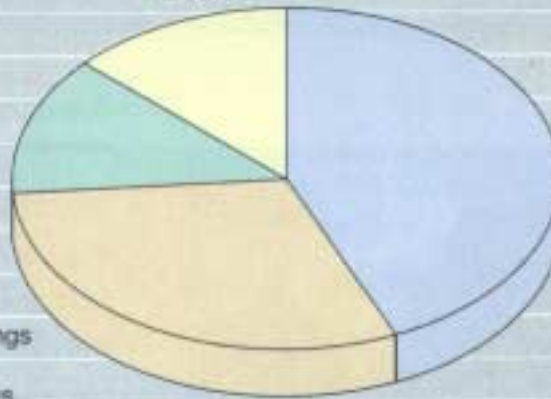
733 bn, 30%

- Service buildings
- Industrial and trade buildings
- Infrastructure buildings
- Agricultural/other buildings

Residential construction:

1054 bn, 43%

- Single-family homes
- Multi-family homes



Source: Wüest und Partner AG, Zurich

Major export countries for services per capita, 1999

in US\$



Source: OSEC Lausanne

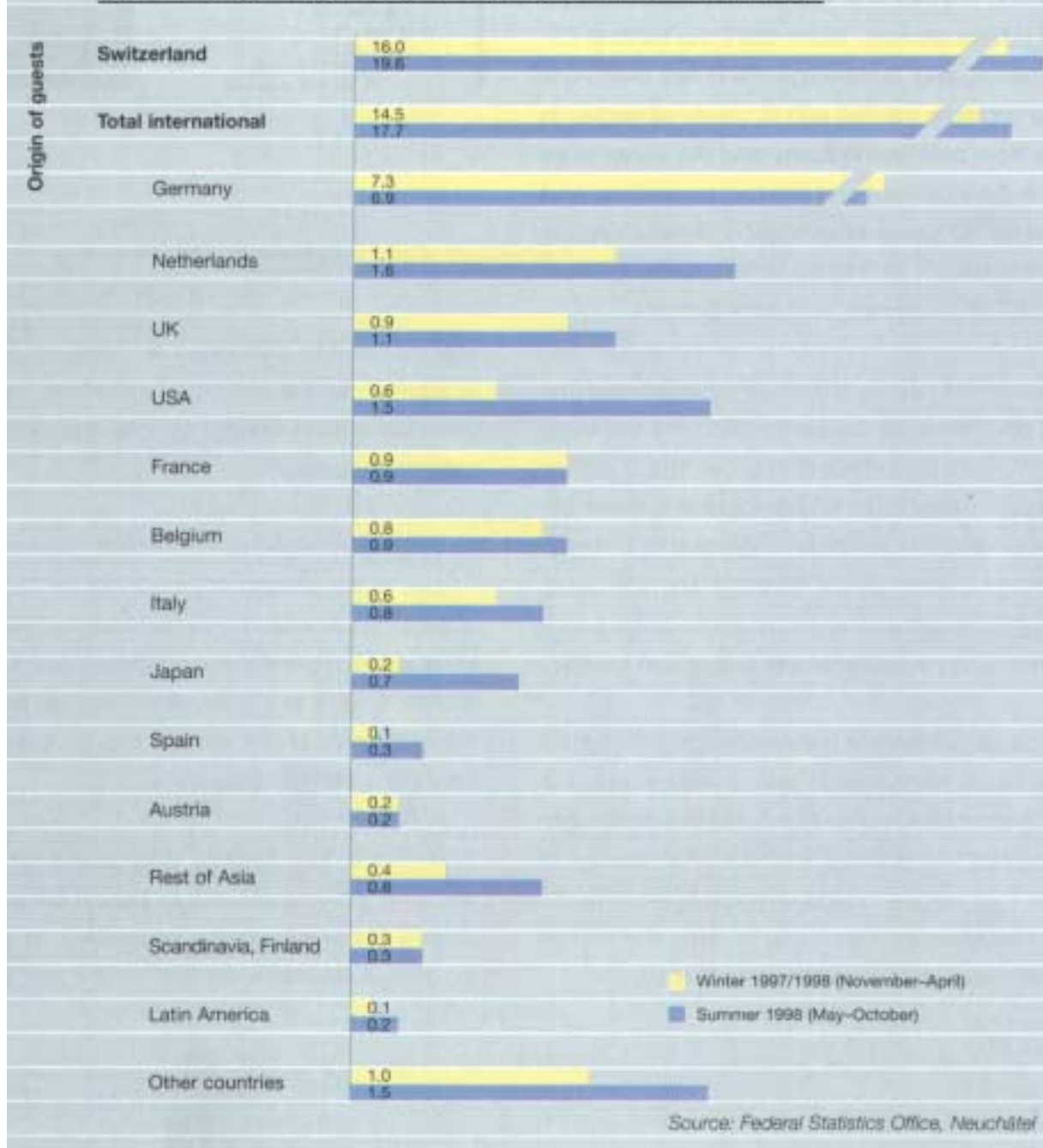
Total IT market structure in Switzerland

(in Mio CHF)



Source: European Information Technology Observatory 2000 (EITO)

Overnight stays in hotels, spas and other accommodation (in millions)



created by Andrzej Lewandowski